

# 12TH STD. ONLINE FEE PAYMENT MANUAL

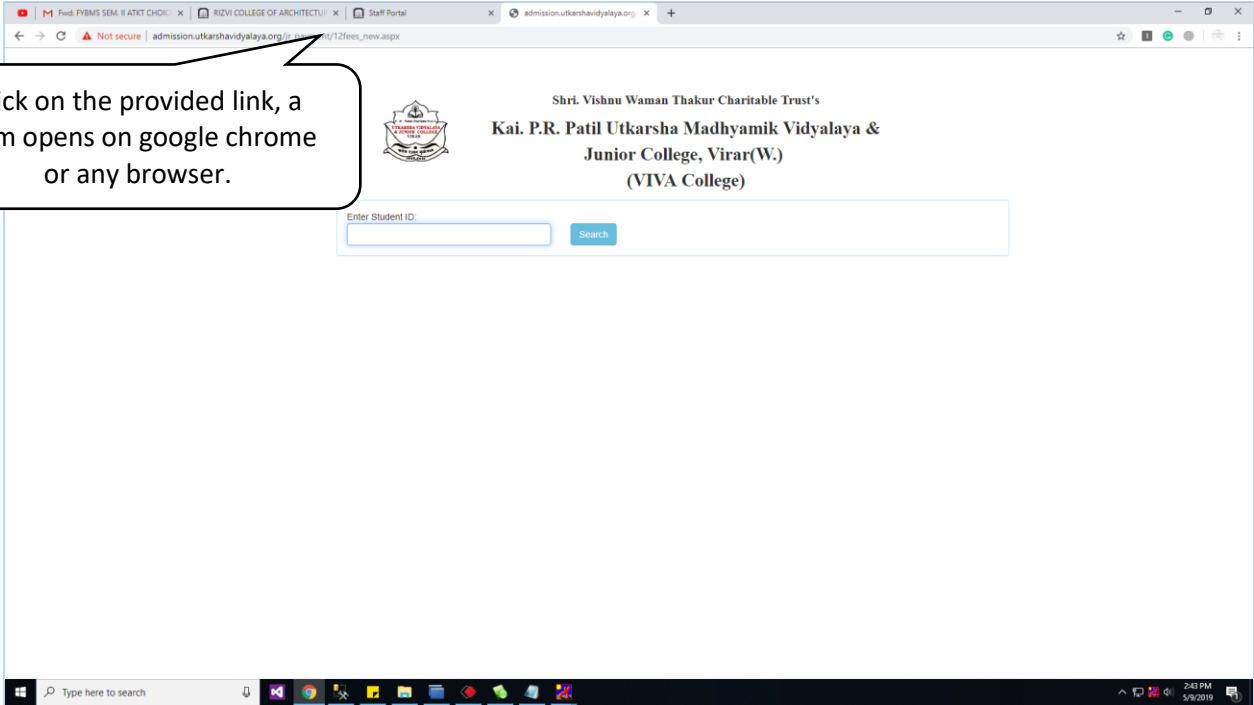
## STEP 1:

On Utkarsha Vidyalaya Website <http://www.utkarshavidyalaya.org/> , Click on Pay 12th Std. Online Fee(Click Here)

## STEP 2:

Click on the provided link, a form opens on google chrome or any browser.  
([http://admission.utkarshavidyalaya.org/jr\\_payment/12fees.aspx](http://admission.utkarshavidyalaya.org/jr_payment/12fees.aspx))

Click on the provided link, a form opens on google chrome or any browser.



The screenshot shows a web browser window with the following content:

- Browser tabs: Fed: PYBMS SEM. II ATKT CHOIC..., RIZVI COLLEGE OF ARCHITECTU..., Staff Portal, admission.utkarshavidyalaya.org
- Address bar: admission.utkarshavidyalaya.org/jr\_payment/12fees\_new.aspx
- Page title: Kai. P.R. Patil Utkarsha Madhyamik Vidyalaya & Junior College, Virar(W.) (VIVA College)
- Form fields: Enter Student ID:  Search
- Taskbar: Type here to search, 2:43 PM 5/9/2019

### STEP 3:

Enter student ID and then click on search button.



Shri. Vishnu Waman Thakur Charitable Trust's  
**Kai. P.R. Patil Utkarsha Madhyamik Vidyalaya &  
Junior College, Virar(W.)  
(VIVA College)**

Enter Student ID:

Enter student ID and then click on search button.

### STEP 4:

Select from selection such as TermI/TermII/TermI and Term II which fees you want to pay. For example: if you want to pay fees of Term I then select Term I or Term II then select Term II from selection and so on.


### STEP 5:

Click on "Pay Now" button.



Shri. Vishnu Waman Thakur Charitable Trust's  
**Kai. P.R. Patil Utkarsha Madhyamik Vidyalaya &  
Junior College, Virar(W.)  
(VIVA College)**

Enter Student ID:



Name: \_\_\_\_\_  
Year: \_\_\_\_\_  
Class: \_\_\_\_\_  
From Group : \_\_\_\_\_ To Group : \_\_\_\_\_

Fees	
<input type="radio"/> Term I	5000
<input type="radio"/> Term II	4900
<input type="radio"/> Term I And Term II	9800

Select from selection such as TermI/TermII/TermI and Term II which fees you want to pay.

A grid loads searched student details and fees details.

Click on "Pay Now" button.

## STEP 6:

After clicking on “Pay Now” button, a Payment Gateway open.

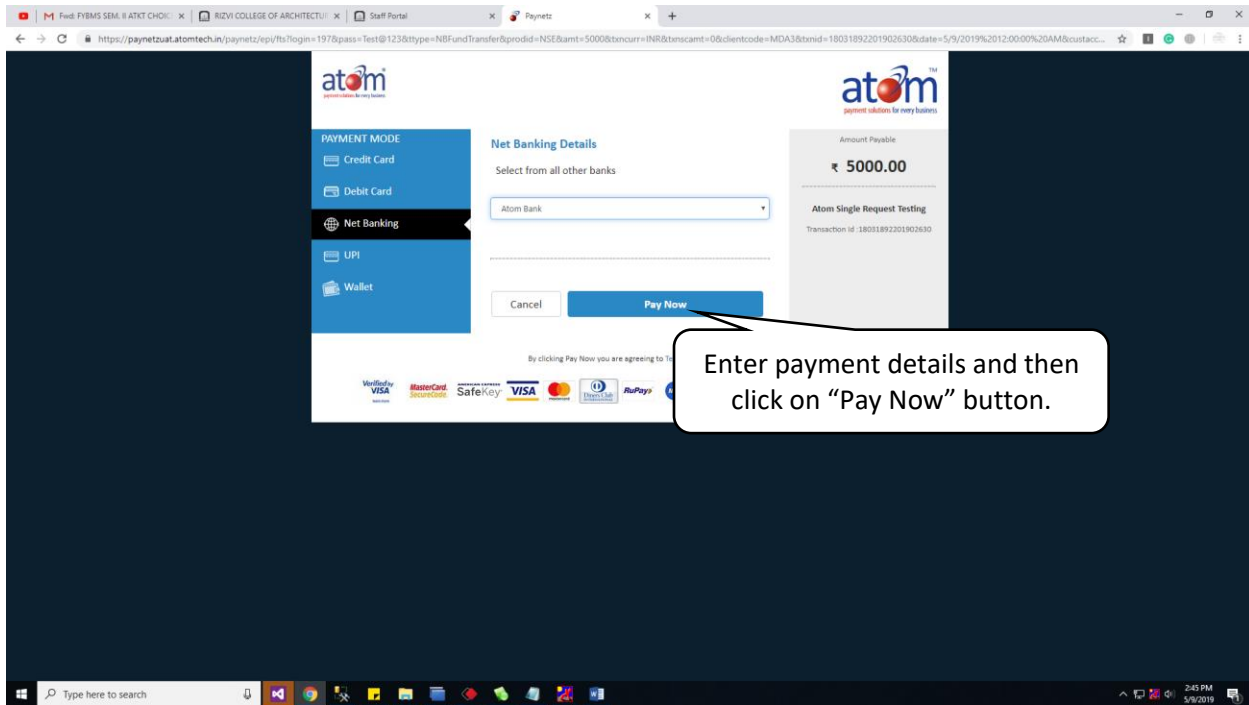
## STEP 7:

Select payment mode from selection such as credit card/debit card/Net Banking/UPI/Wallet by which payment mode you want to pay fees of student.

## STEP 8:

If you select credit card, fill the credit card details. Similarly if you select Net banking, fill the Net banking details and so on and then click on Pay Now button otherwise you can cancel transaction.

The screenshot displays the Atom Payment Gateway interface. On the left, a blue sidebar lists payment modes: Credit Card, Debit Card, Net Banking, UPI, and Wallet. The 'Credit Card' option is selected. The main form area is titled 'Credit Card' and contains fields for 'Credit Card Number' (with a dropdown for the first two digits, currently '01'), '2019' for the year, and 'CVV / PIN'. Below these are fields for 'Name On Card' and 'Bank Name'. At the bottom of the form are 'Cancel' and 'Pay Now' buttons. To the right, a grey box shows the 'Amount Payable' as ₹ 5000.00 and the transaction details: 'Atom Single Request Testing' and 'Transaction id : 18031892201802630'. A speech bubble points to the 'Pay Now' button with the text 'A Payment Gateway open on clicking “Pay Now” button.' Another speech bubble points to the 'Credit Card' option in the sidebar with the text 'Select payment mode from selection.' The browser address bar shows the URL: https://paynetzuat.atoitech.in/paynetz/epi/fts?login=197&pass=Test@123&type=NBFundTransfer&prodid=NSE&amt=5000&txncurr=INR&tenscamt=...



## STEP 9:

Once fees paid,a receipt generates.

	<b>Shri. Vishnu Waman Thakur Charitable Trust's Utkarsha Vidyalaya &amp; Junior College (VIVA College)</b>
<hr/>	
<b>VIVA Transaction ID: 18031892201902631</b>	
<b>Bank Transaction ID: 100003987028</b>	
<b>Payment Status: Payment Successful</b>	
<b>Date: Thu May 09 14:48:50 IST 2019</b>	
<b>Student ID:</b>	
<b>Received from Shri/Smt./Kum. OMKAR SUNIL SHINDE</b>	
<b>Amount Of Rs: 5000</b>	
<b>Amount In Words: FIVE THOUSAND ONLY</b>	
<b>Mode of Payment: Net Banking</b>	
<b>Bank Name: Atom Bank</b>	
<b>Course Name: COM</b>	

After clicking on Pay Now button,a receipt generates.